




Quantron Resonanz System
Das Original.

Prof. Dr. Linus Pauling, double Nobel Prize winner USA:

„QRS is a blessing for mankind - from the infant to the geriatric“
„QRS will lead to a paradigm change in medicine“
Published in the book by Prof. Dr. med. R. O. Becker,
USA "Body electricity".



Prof. Dr. med. R. O. Becker (twice nominated for the Nobel Prize) is internationally known for his spectacular research in the field of body electricity. Prof. Becker has published several books in the USA, which have become bestsellers.

Quote: **Prof. Becker to Prof. Meier: there are a number of devices in the USA, which work with some electro-magnetic fields, but not one has such a top class scientific background as he can discern with QRS.**



Prof. Dr. E. Meier (Manager of Prof. Dr. Fischer AG, left) and Prof. Dr. med. R. O. Becker



PROF. DR. FISCHER AG
INSTITUT FÜR QUANTEN-MEDIZIN

ROBERT-KOCH-STRASSE 9 • D-64331 WEITERSTADT



Quantron Resonanz System
Das Original.

Doctor's recipe for success: the **Quantronic Therapy**

New prospects in medicine



What is quantronic therapy ?

The use of pulsating electromagnetic fields (PEMF) is strongly increasing in many areas of medical therapy due to numerous positive results. The level of information however is not balanced. Many of the propitious results become known more by chance and are not or inadequately publicized. This also applies to some scientific results, which are either not (yet) publicized or in a place and/or form, where they do not become known to or are not conclusive enough for potential users (doctor, patient). This is the primary objective of this brochure.

Especially the QRS therapy (Quantronic Resonance System), developed as a special medical appliance on the basis of a particular magnetic field therapy signal, shows a continuously widening spectrum of therapeutic effects for more and more diagnostic areas, while at the same time there are only very minor side effects. Research and development have so far run very asymmetrically. While the development (including patents) and by now also the experimental research have received many resources and therefore very many important results are already available, the area of clinical/statistical research is not represented enough. This however is the requirement to establish the procedure for the general public.

It is therefore essential to penetrate the basis and the possibilities for application more scientifically. Important knowledge of modern orthodox medicine also has to be consulted. For example the pioneering discovery of the "Vascular nitric oxide (NO) system" by the pharmacologist Furchgott at the end of the 80s, for which he together with other scientists won the Nobel prize for medicine in 1998, could radically change the therapy concepts of orthodox medicine in the next years.

In the sense of a 'quantum' as the smallest known energy amount of electromagnetic rays, is the discovery by the German and Russian physician and biologist Dertinger and Kruglikov that cells use the sound as a source of energy for information driven processes, based on selected frequency windows, is of fundamental importance for the whole of medicine. Minimal fields, by making use of so-called resonance phenomena can trigger a maximum therapy effect. The centers of communication amongst cells are characteristic frequencies, which are included in the sound signal. Therefore it is a logical consequence to speak about **Quantronic therapy** and **Quantronic medicine** on the whole in regard to QRS. As results of clinical evaluations using

QRS have shown, the strength of a certain reaction is often not proportional to the intensity of the effecting field strength, but in various cases can even decrease with increasing intensity. This has also been observed while establishing dosage-effectiveness relations in pharmaceuticals. The conventional opinion "a lot helps a lot" needs a fresh approach in regard to quantronic therapy.

The mentioned discoveries make the interpretation of QRS therapy results much easier. Furthermore they shape the development of QRS magnetic field therapy and even better results and further areas of application can be expected in the future. One condition for this was that the **Quantronic Resonance System QRS does not produce artificial, especially no sinus shaped waves**. Rather, analogously to the processes of wave distribution in the ionosphere, as well as variations in the earth's magnetic field, a dosed, weak and in certain frequency rhythms, changing ("pulsating") magnetic field is produced. This also activates the NO-system in the organism and has considerable effects on the cardio-vascular function, the metabolism and the immune system.

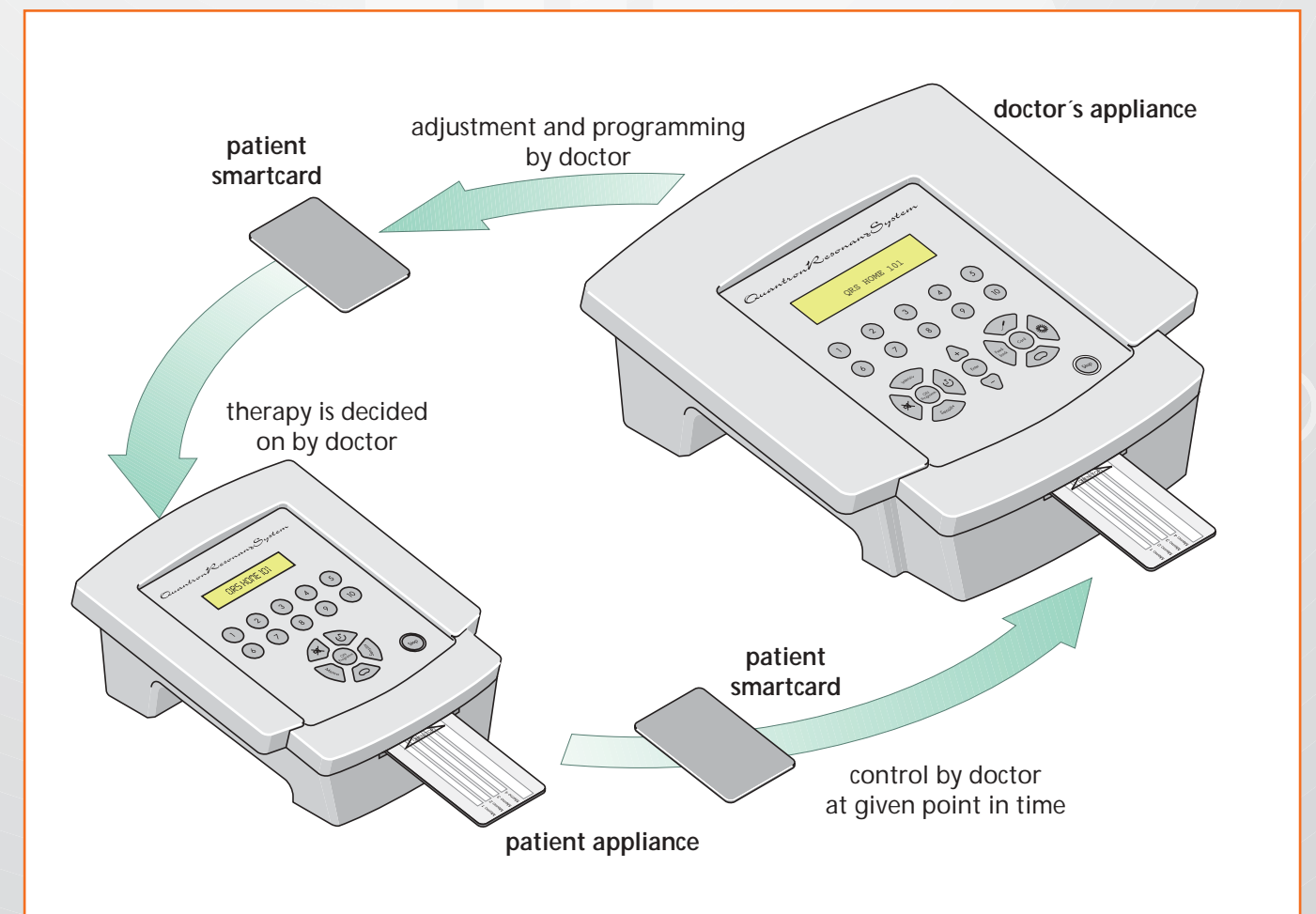
On the other hand it is necessary to point out dangers which are connected to magnetic fields, if their frequency and intensity does not correspond to the natural electromagnetic signals in our environment. One of the pioneers of modern quantronic therapy, the American R.O. Becker mentions especially the 50/60-Hz-electrosmog, but also other frequencies as manipulation of the electromagnetic environment. Following experiments by Becker those fields can trigger irreversible changes, which – before we can adapt to them – cause life to come to an end. Such fields are still used in medical therapy. The inadequate state of knowledge of developers and users is a decisive factor.

Today the developers of the QRS system have extensive fundamental knowledge and experimental studies at their disposal. The user-, double-blind- and pilot studies show promising, in parts even fascinating results and give an impression of the therapeutical potential and the wide diagnostic range of QRS therapy.

Quantronic therapy in the hands of doctors

QRS – The first doctor-patient system of magnetic field therapy

- For the first time doctors have the possibility to treat individual indications purposefully and controlled with exactly defined pulsating magnetic fields, without the risk that too high field strengths or wrong frequencies cause undesired side effects or no effect during therapy.
- Every human (animals as well) has their own individual biological amplitude window, which is assessed with an internationally patented feedback-system (Pat. No: EP + PCT/WO 0 729 318 + 95/10228) patent specification: "Assessment of effects of pulsating magnetic fields on an organism".
- The next important parameter of magnetic field therapy is the cardio-vascular function. To avoid negative side effects the doctor enters the relevant cardio-vascular data (pulse, blood pressure etc.) via keys 1 to 10 into the QRS appliance; then the appliance generates, fully automatically and computer controlled, from the data feedback and cardio-vascular system the optimum therapeutic field strengths and frequency patterns.
- In comparison to conventional magnetic field therapy appliances, the QRS system with its automatically working feedback control does not need 80 to 140 different programs or field strengths, which have neither been scientifically nor clinically ever proven and cannot be correctly adjusted by anyone.
- The bases of this doctor's appliance are:
 - The discovery of the biological amplitude window Pat. EP 0594 655.
 - The discovery of ion-transport (cell metabolism) Pat. EP 0594 655.
 - The elimination of electrosmog frequencies present in the treatment room Pat. EP 0621 795.
 - Self-regulation with biofeedback Pat. EP 0729 318.



What is the difference between the QRS original and other appliances on the market?

The 4-step-therapy – internationally patented



Wherever there are electrical cables in the air, earth or building, electrosmog exists.

This can cause so-called energy diseases, which in turn can cause chronic diseases. Remarkable: While infectious diseases decreased more and more during the last 100 years, chronic diseases (also due to energy deficits) rose rapidly.



The healing frequencies of natural magnetic fields do not stand a chance against the electrosmog fields; the self-healing process of the body is blocked. Here the quantronic therapy system intervenes by supplying the body again with vital energy.

But: Such artificially generated, healing magnetic fields only have an effect if a zero-field was generated in the room first. This means that the existing electrosmog has to be eliminated. Because if therapeutic frequencies are mixed with the electrosmog, they have a far from healing effect. QRS is the only manufacturer who considers this and has internationally patented the "electrosmog killer" in connection with quantronic therapy.

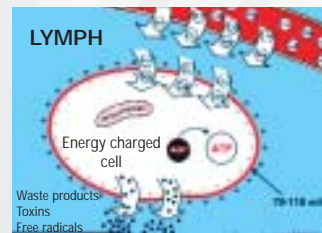
Patent specification:

DEVICE TO INFLUENCE ELECTRICAL AND MAGNETIC FIELDS WITH LOW FREQUENCIES

Patent-No.: EP 0 621 795 B 1
Patent application: 09.11.1993
Patent issued: 03.06.1998

All magnetic field therapy manufacturers generally claim that their products regenerate cells, heal diseases and energize cells by activating the cell metabolism. Cell metabolism however is always conditional on ion transport.

Therefore be prudent with such statements: Only QRS, after many years of research, has the worldwide patent for ion transport in the body cells. If anyone claims this ability, the statement is either wrong or is infringing on the worldwide QRS patent.



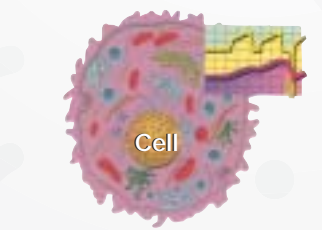
Only QRS is completely justified in claiming to accomplish the transport of hydrogen-, calcium-, sodium-, potassium-, chlorine- und magnesium ions. Because of that a better cell supply is possible and at the same time cells are freed from waste products and toxins. QRS provides a marked increase of oxygen in the tissues; the rate of oxygen diffusion is raised by 80–900% and energy molecules (ATP) are formed.

Patent specification:

DEVICE FOR THE TRANSPORT OF IONS, ESPECIALLY PROTONS

Patent-No.: EP 0 594 655 B 1
Patent application: 03.07.1992
Patent issued: 25.01.1996

In order to support the cell metabolism, as well as releasing the cells of toxins, free radicals and waste products the tension of the cell membrane has to be maintained at a high level. To slow down the cell aging at the same time, the energy part of the cell has to be built up. Only then energy molecules (ATP) will be formed.



This only works with the cell specific amplitude window. This window in the body cell was discovered by QRS and it makes the ion transport possible and therefore the so-called resonance phenomenon.

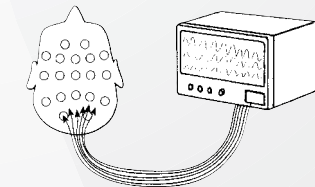
Only in this way a resonance can be produced in ions, cell membranes and the walls of blood vessels. And only when this resonance is produced, can ions be transported and the cell metabolism is influenced. If this actually works – as with QRS, it strengthening of the metabolism and activation of hormone production. The patent was issued for these phenomena, which are the sole preconditions for the energy build-up in the cell.

Patent specification:

DEVICE FOR THE TRANSPORT OF IONS, ESPECIALLY PROTONS

Patent-No.: EP 0 594 655 B 1
Patent application: 03.07.1992
Patent issued: 25.01.1996

No human is like any other, and also the biological and electro-biological relations change daily, hourly and by the minute, due to external influences. To support, strengthen and optimize this biological regular cycle the professional Quantronic Therapy System should at first record and process the initial condition of the user, in order to be able to then send the optimally suitable Quantronic signal for this body.



A pie in the sky? For the first time QRS managed to find and register the immediate effects in the human body. Already available to doctors, future generations of QRS appliances will also offer the private user an automatic self-adaptable function and thus ensure the optimal success of application for every individual human. This QRS patent is also internationally protected.

Patent specification:

DEVICE FOR ASSESSMENT OF THE EFFECTS OF PULSATING MAGNETIC FIELDS ON AN ORGANISM

Patent-No.: EP 0 729 318 B 1
Patent application: 08.10.1994
Patent issued: 27.03.1997

Only frequencies and intensities conforming to nature help without detrimental side effects

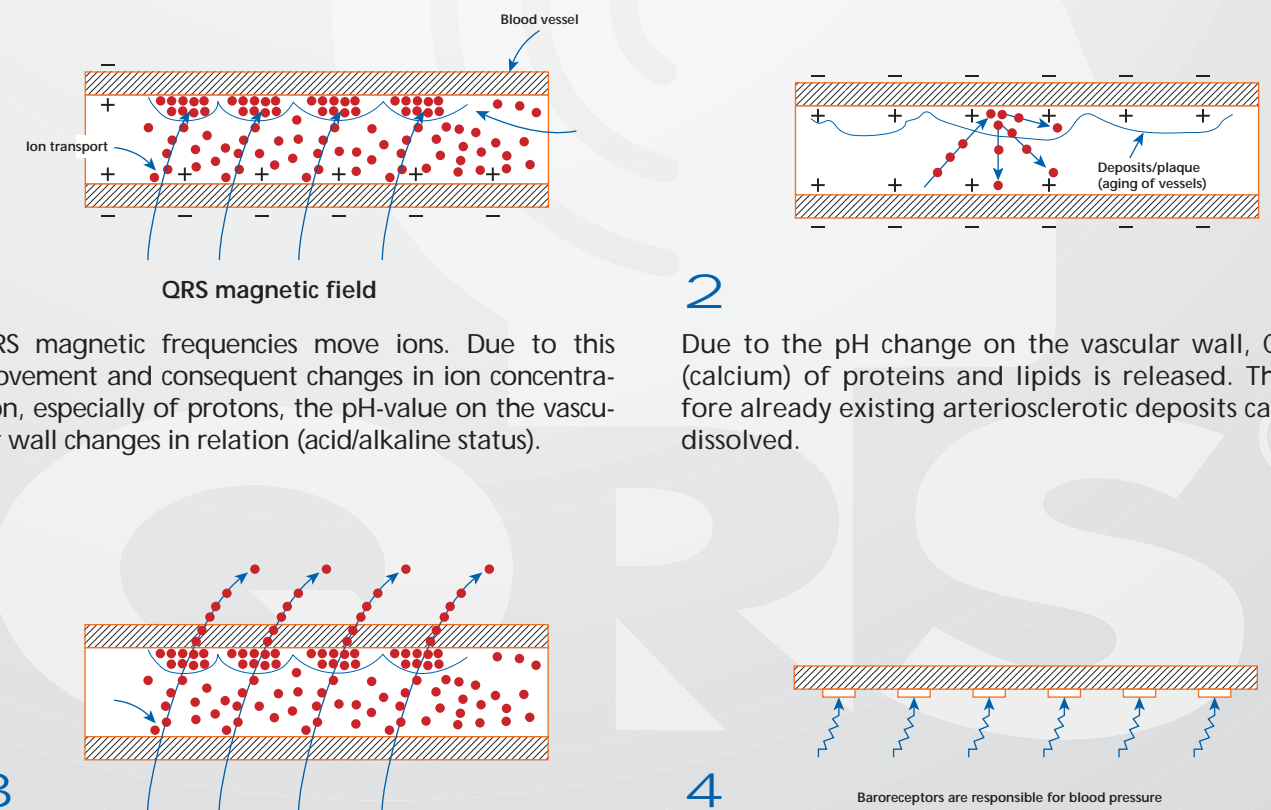
The Quantronic Resonance System QRS® applies controlled electro-magnetic fields (resonance), conforming to the organism, to the body and that achieves:

- A completely deep action as in every part of the organism fields and currents are formed, even in the blood vessels, where until now only pharmaceuticals could effect the necessary regulation.
- A strengthening of the body's own weakened fields, to steady and stabilize bones, for the exchange of cell nutrients and waste products, for the formation of proteins, to regenerate cell components and to boost the immune system.
- A harmonization of uncoupled oscillators to balance tension and relaxation in the autonomic nervous system, to gently dilate tense blood vessels, to initiate resting and sleeping rhythms and automatically initiate the performance phase in the morning.

ous system, to gently dilate tense blood vessels, to initiate resting and sleeping rhythms and automatically initiate the performance phase in the morning.

- Most medications, which spontaneously cover the symptoms of a disease, often have unforeseeable side effects. The Quantronic Resonance System QRS however supports the natural healing capacity of an organism and helps to fight the causes of a disease without side effects. Naturally therapy with the Quantronic Therapy System QRS is quicker and more successful if it is supported by proper nutrition and the necessary exercise for humans.

QRS effects in blood vessels



1 QRS magnetic field

QRS magnetic frequencies move ions. Due to this movement and consequent changes in ion concentration, especially of protons, the pH-value on the vascular wall changes in relation (acid/alkaline status).

2

Due to the pH change on the vascular wall, Ca^{++} (calcium) of proteins and lipids is released. Therefore already existing arteriosclerotic deposits can be dissolved.

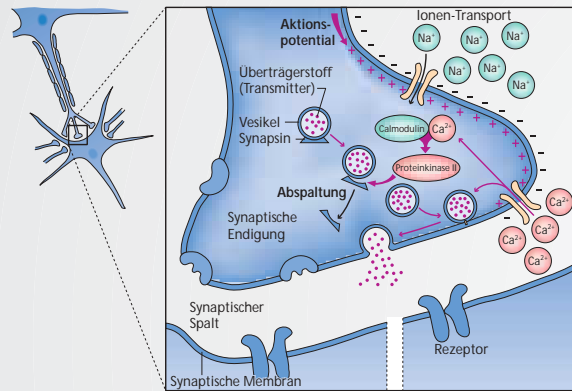
3

Due to further magnetic field pressure and the depolarization of vascular walls, ions can be transported through vascular walls and cell membranes.

4

Due to the pH-value decrease, the receptors are sensitized. Now these receptors can resume their tasks, high, as well as low blood pressures are normalized and many other parameters are regulated.

Proof of ion transport due to application of QRS Systems (patented)



Prof. Dr. Dr. András Varga: Scientific double blind study for proof of ion transport due to the application of QRS systems Salut II in 2000.

ACHTUNG!

Für den deutschen Flyer bitte diesen Teil noch übersetzen.

Vielen Dank A. Römer

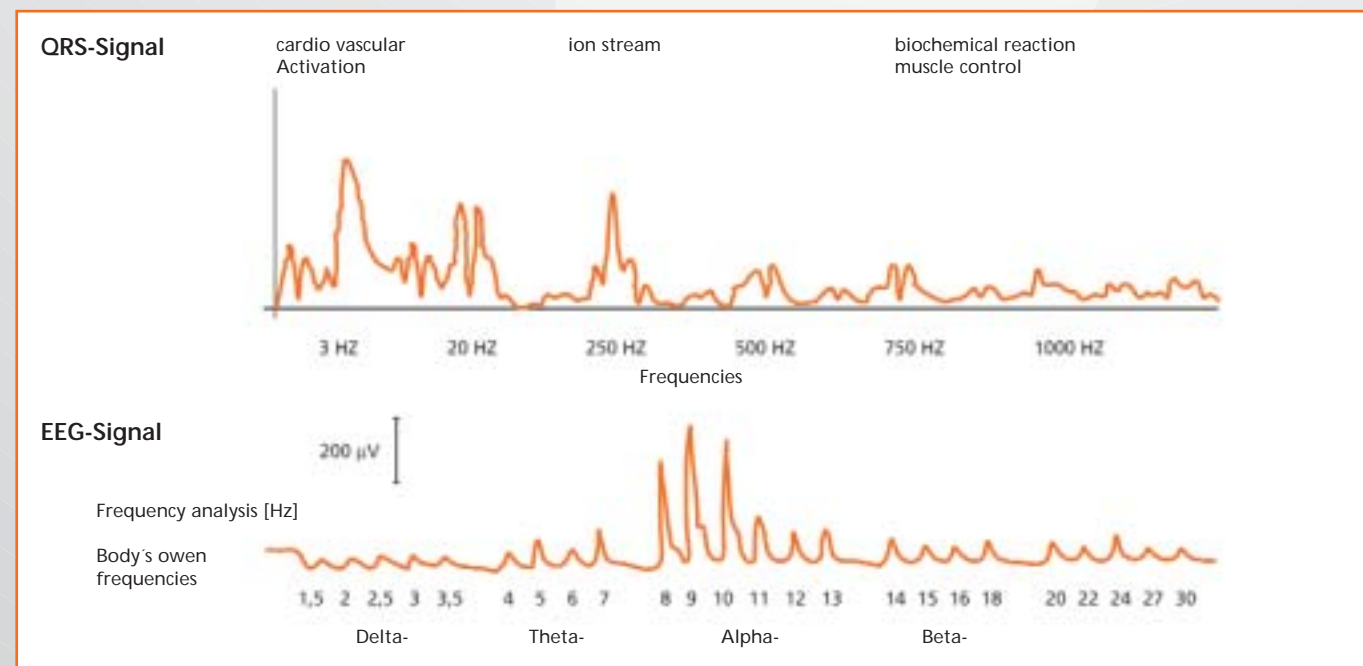
Electrophoretical ion mobility

In turkey blood (that is largely comparable to human blood), the following dominant motile ion concentration changes have been determined after a two-week treatment, i.e. a 2 hours whole-body QRS treatment, 2 x a day. The values (determined with an atom absorption spectrometer, type Perkin-Elmer AAS 4100) are given as the arithmetic means from 40 treated animals vs. 40 untreated control animals:

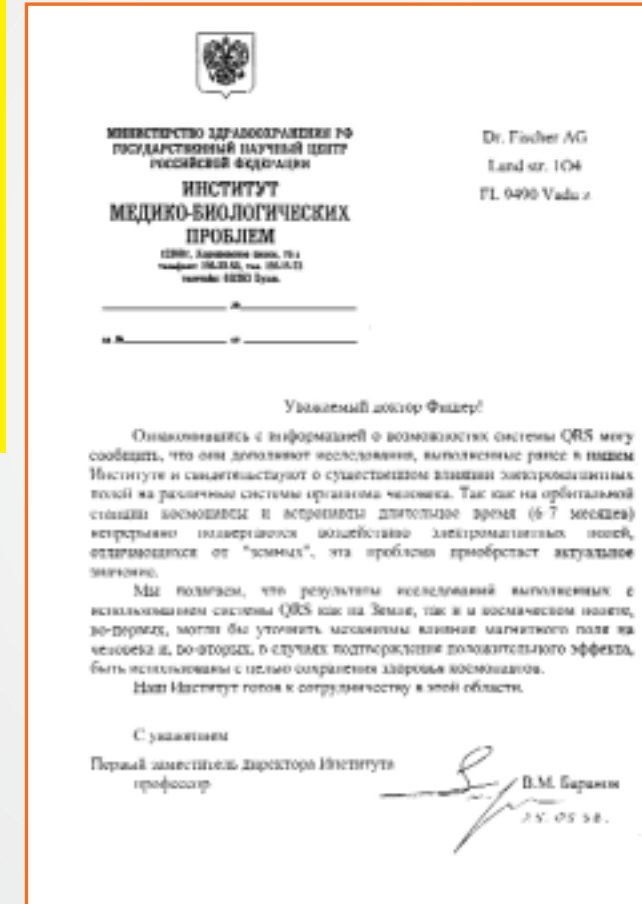
| | Na+ [mg/l] | K+ [mg/l] | Ca++ [mg/l] |
|---------------------|------------|-----------|-------------|
| Treated animals (P) | 3815 | 126 | 123 |
| Control animals (K) | 3593 | 157 | 111 |
| Difference () | + 222 | - 31 | + 12 |
| Difference in (%) | + 5.8 | - 24.6 | + 9.8 |

Natural frequencies of the QRS system

Only a multi-frequency spectrum can be used biologically



The Quantronic Resonance System QRS in space research



Dear Dr. Fischer!
After perusal of the information about the possibilities of the QRS system, I would like to inform you that it supplements studies, which we conducted at our institute and shows that electromagnetic fields have an important influence on the various systems in the human organism. As cosmonauts and astronauts in the orbit station are subjected to electromagnetic fields constantly for a long time (6-7 months) and as these fields are different from the "earthly" ones, this problem is of relevance to the present situation. We suggest that research results, which were obtained using QRS systems on earth, as well as on space flights, firstly allow the mechanisms of the influence of magnetic fields to be stated more precisely and secondly on confirmation of this positive effect, could be used to maintain good health in cosmonauts. Our institute is prepared to co-operate in this field.



A dedication from MIR space station on 06.07.96 to the president of EUROSPACE and the QRS research in space, Prof. Dr. Dr. J. Waldmann.



- Prof. Dr. med. V. M. Baranov (right), medical head of the space research center Moscow. At the QRS symposium 1. April 2001, Darmstadt. "QRS is to be used for maintaining good health of cosmonauts and is in preparation for a manned flight to Mars!"
- Prof. Dr. Dr. J. Waldmann (left), coordinator between Prof. Dr. Fischer AG and the space research center Moscow.

Patented, officially registered, won gold and is certified European-wide



Internationally patented German patent DE 4122718.

QRS is an officially registered medical product

Won gold at the largest inventor's trade fair

Research European-wide certified

Since 1980 were/are involved on QRS development:



Internationally patented (Excerpts from German patent specifications):

Patent specification:
Device for the transport of ions, especially protons
Patent-No:
EP 0594 655 B 1
PCT-WO 93/00960



Patent specification:
Device to influence electrical and magnetic fields with low frequencies
Patent-No:
EP 0621 795 B 1
PCT-WO 94/11062



Patent specification:
Device for assessment of the effects of pulsating magnetic fields on an organism
Patent-No:
EP 0729 318 B 1
PCT-WO 95/10228



| | | | |
|------------------------------------------------------------------------------------------------------------------------------------------------------------------------------------------------------------------------------------------------------------------------------------------------------------------------------------------------------------------------------------------------------------------------------------------------------------------------------------------------------------------------------------------------------------------------------------------------------------------------------------------------------------------------------------------------------------------------------------------------------|----------------------------------------------------------------------------------------------------------------------------------------------------------------------------------------------------------------------------------------------------------------------------------------------------------------------------------------------------------------------|---------------------------------------------------------------------------------------------------------------------------------------------------|-----------------------------------------------------------------------------------------------------------------------------------------------------------------------------------------------------------------------------------------------------------------------------------------------------------------------------------------------------------------------------------------------------|
| <p>KLINISCHE TESTS + FORSCHUNG</p> <p>Österr. UNI Graz Knochenheilung Deutschl. UNI Erlangen Wundheilung Deutschl. UNI Nürnberg Diabetes Deutschl. UNI München Innentransport Deutschl. UNI Frankfurt Osteoporose Deutschl. UNI Jena Herz-Kreislauf USA Weltraumf. Moskau Lunge/kl. Blutkreis Israel UNI Tel Aviv in Vorbereitung Trinidad UNI West Indiens Sichelzellenanämie Holland UNI Amsterdam Melatonin Serbien UNI Belgrad Blut-Narben USA UNI in Vorbereitung Indien UNI in Vorbereitung Mexiko UNI in Vorbereitung Japan UNI in Vorbereitung China UNI in Vorbereitung Italien UNI in Vorbereitung Polen UNI in Vorbereitung Ungarn UNI in Vorbereitung</p> | <p>PRÜFUNGEN</p> <ul style="list-style-type: none"> • TÜV + GS • LGA • CE 125 Medizin-Geräte-Prüfung nach 93/42 EWG • Lehrkrankenhaus Marburg medizin. Leitung Universität Graz Klinische Prüfung Schmerzlinderung Bewegungsfähigkeit Rheumatologie • Produktion Qualität DIN EN ISO 9002 DIN EN 46002 Zertifiziert | <p>FERNSEHSENDUNGEN</p> <p>über Prof. König + Quantron Therapie</p> <p>ntv N-TV</p> <p>N3 NORD 3</p> <p>ARD</p> <p>Bayern 3</p> <p>ZDF</p> | <p>QUANTRON LITERATUR</p> <p>Grundlagen der Quantron-Therapie I Prof. Dr. rer. nat. G. Fischer / Dr. E. G. Fischer (Österr.)</p> <p>Die unsichtb. Umwelt Prof. Dr. Ing. H. König (Deutschland)</p> <p>Quantron Medizin II Physik Medizin</p> <p>Quantron Medizin III Body Electric Prof. Dr. med. R. O. Becker (USA)</p> <p>Physiologie der Magnetfeldbehandlung Dr. rer. nat. O. Stemme</p> |
|------------------------------------------------------------------------------------------------------------------------------------------------------------------------------------------------------------------------------------------------------------------------------------------------------------------------------------------------------------------------------------------------------------------------------------------------------------------------------------------------------------------------------------------------------------------------------------------------------------------------------------------------------------------------------------------------------------------------------------------------------|----------------------------------------------------------------------------------------------------------------------------------------------------------------------------------------------------------------------------------------------------------------------------------------------------------------------------------------------------------------------|---------------------------------------------------------------------------------------------------------------------------------------------------|-----------------------------------------------------------------------------------------------------------------------------------------------------------------------------------------------------------------------------------------------------------------------------------------------------------------------------------------------------------------------------------------------------|

Examples of medical success



Diagnosis: Polyarthritis

In 1976 there was the first very severe episode. Antiphlogistic and pain alleviating medication, aurotherapy. Negligible improvement.

QRS therapy: Pain alleviation and greater mobility after 1 month. After 3 months medication can be reduced gradually, except for the aurotherapy, which is reduced from 14 pills to 5 pills per week and the cortisone.



Diagnosis: Atopic dermatitis

Since 1995 chronic relapsing changes of the skin, which affect the whole body. Massive itching. Treatment: Intermittent internal doses of steroids and consistent application of cortisone ointments. After 6 months the symptoms were reasonable under control.

QRS therapy: Patient does no longer need medication, the skin is free of eczema, from time to time individual spots. At the same time the patient experiences the first influenza-free winter.



Example for application supplied by Dr. med. W. Haas Diagnosis: Calcifying tendinitis in the left shoulder

Female patient needs the strongest analgesic drugs to be able to sleep for a short period at night. Local injections with cortisone and analgesic drugs hardly bring relief. Total immobility. After 4 months treatment an operation is recommended.

QRS therapy: After 8 days completely free of pain when resting, analgesic drugs are discontinued. After 14 days the mobility of the left arm is about 75 % free of pain. After a further 2 weeks there is complete mobility.

Clinically and scientifically tested

Excerpt from 14 clinical findings

with the Quantronic Resonance System Salut I, at the geriatric hospital in Graz



Diagnosis: Ulcera cruris on both legs, Parkinson's disease, diabetes mellitus, art. hypertonia

Despite therapy there is a stagnating healing tendency of the ulcera cruris. The overall condition of the patient was clearly diminished. Pain therapy had to be increased.

QRS therapy: Daily 2x8 minutes, after 3 months there was a very good healing tendency, pain therapy could be discontinued, improvement of the overall condition of the patient and not as much care needed.



Diagnosis: Sacral decubitus, apallic syndrom, infections of the respiratory system

Due to the relapsing infections of the respiratory system, caused by the primary illness (total immobility) and the resulting bad circulation a sacral decubitus develops, which shows no tendency to improve, despite various therapy approaches. Considering symptomatic epilepsy, QRS therapy was started with special attention.

QRS therapy: After 20 days hardly any respiratory infections, improvement of the sacral decubitus. After 4 months almost completely healed (very small superficial skin defect).



Diagnosis: Deceleration of wound healing after operation of the 10th thoracic vertebra

19.03.1995: After a fall on the back in a skiing accident a 10-hour operation (fracture of the 10th thoracic vertebra, insertion of screws) follows.

02.03.1995: Second operation (hipbone transplantation).

January 1996: Removal of screws. Formation of moist gangrene in the wound, another operation was necessary. As the moist gangrene reoccurred the next operation was scheduled.

QRS therapy: After 3 days QRS application total disappearance of moist gangrene, after one week significant reduction of backpain, after 4 weeks QRS application also better digestion, improved sleep and more vitality.

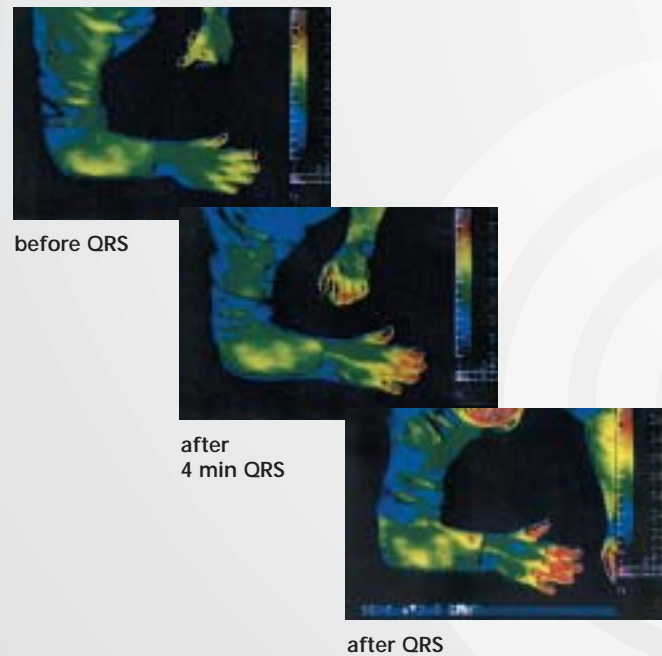


Darkfield microscopy:

Changes of the circulation parameters during QRS therapy in a 72 year-old female patient with peripheral arterial occlusive disease.

Before QRS therapy: Rouleaux formation with partial thrombus formation of erythrocytes.

After QRS therapy: Erythrocytes are individually visible and easy to differentiate.

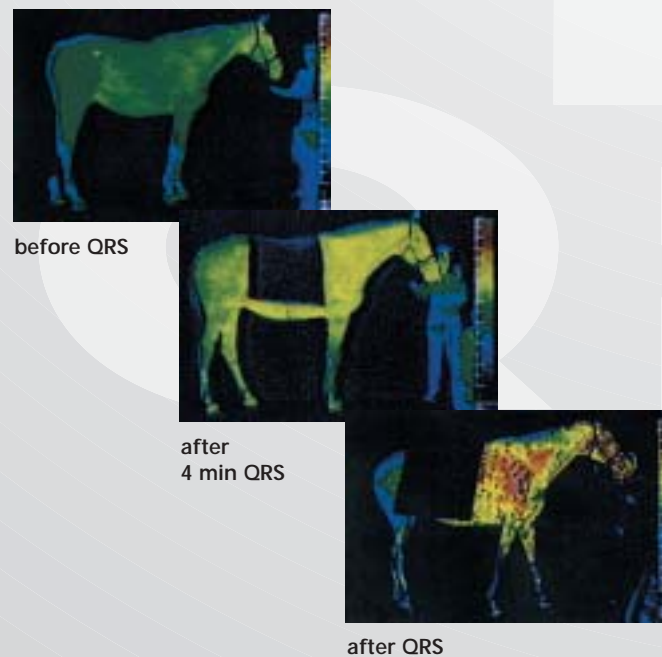


Thermographic pictures:

Results that were achieved in a 43 year-old female patient with low blood pressure (pillow applicator, level 5).

The peripheral increase in temperature was 1–6 °C; this represents improved circulation, which means vasodilatation is happening.

Due to the increase in peripheral blood volume during therapy the oxygen supply increases and improves the transport of important energy carriers for the cells.



**Veterinary medicine
Thermographic assessment:**

Thermographic assessment of the surface temperature tendency in an 8 year-old horse under QRS therapy with Salut I.

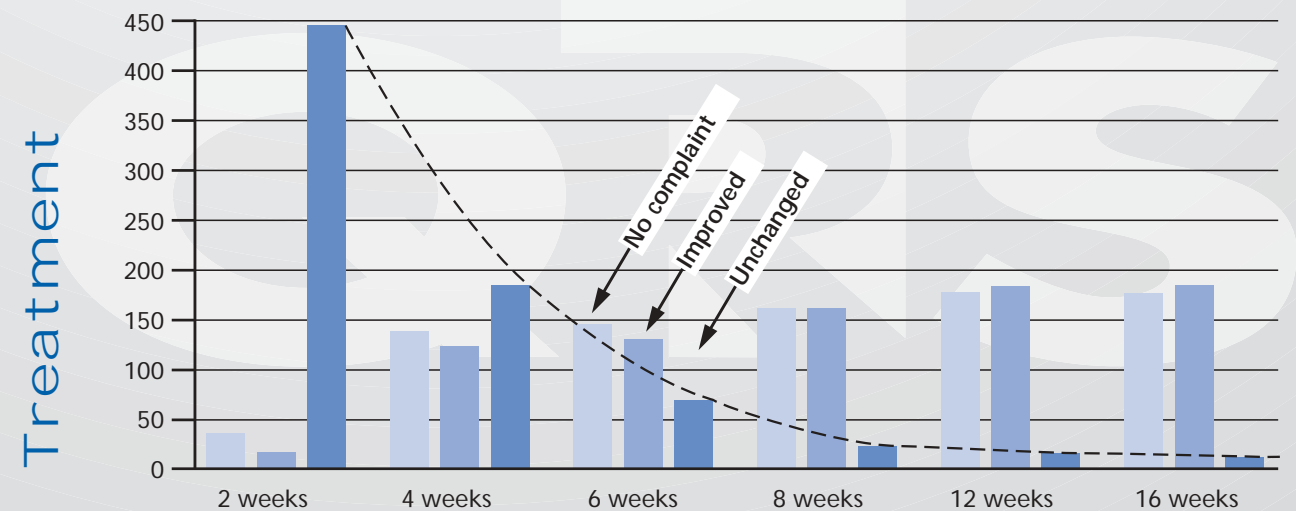
The before and after QRS therapy thermographic pictures show an increase in surface temperature, this represents an improved circulation of on average 1–2 °C (mat applicator, level 7)

European-wide doctor's study with QRS®

Disease related assessment of 21 illnesses in dependency to therapy duration

Euro study part 1 (as at 1998)

| Disease | Patients Number | no complaints Number (%) | improved Number (%) | unchanged Number (%) |
|----------------------------------------------|-----------------|--------------------------|---------------------|----------------------|
| General pain | 52 | 29 (56) | 17 (33) | 6 (11) |
| Gen. state of well-being/performance ability | 128 | 79 (62) | 42 (33) | 7 (5) |
| Arthrosis/arthritis | 113 | 69 (61) | 30 (27) | 14 (12) |
| Asthma | 27 | 16 (59) | 8 (30) | 3 (11) |
| Depression | 22 | 16 (73) | 1 (4) | 5 (23) |
| Circulatory disturbances | 79 | 42 (53) | 17 (22) | 20 (25) |
| Inflammations | 25 | 17 (68) | 6 (24) | 2 (8) |
| Fracture healing | 16 | 10 (62) | 3 (19) | 3 (19) |
| Skin diseases/hairloss | 23 | 15 (66) | 4 (17) | 4 (17) |
| Hypertonia | 43 | 20 (47) | 10 (23) | 13 (30) |
| Sciatica | 24 | 16 (67) | 5 (21) | 3 (12) |
| Headaches ³⁶ | 24 (67) | 5 (14) | 7 (19) | |
| Circulatory disorder (functional) | 23 | 16 (70) | 2 (9) | 5 (22) |
| Migraine | 18 | 13 (72) | 4 (22) | 1 (6) |
| Muscular tensions | 62 | 44 (71) | 8 (13) | 10 (17) |
| Neuralgia | 19 | 12 (63) | 3 (16) | 4 (21) |
| Osteoporosis | 25 | 10 (40) | 10 (40) | 5 (20) |
| Rheumatism | 20 | 13 (65) | 7 (35) | 0 (0) |
| Sleep disorders | 102 | 68 (67) | 25 (24) | 9 (9) |
| Spinal syndrome | 91 | 54 (59) | 26 (29) | 11 (12) |
| Wound healing/cicatrization | 19 | 16 (84) | 1 (5) | 2 (11) |



* 133 patients, 448 doctors reports, 21 illness

Clinical and scientific studies

| | |
|------------------------------------------------------------------------------------------------------------------------------------------------------------------------------------|------------------------------------------------------------------------------------------------------------------------------------------------------------------------------------------------------------------------------------------------|
| Schmerzlinderung Universität Graz - Prof. Dr. Fischer. Veröffentlicht auf der 26ten Jahrestagung für innere Medizin in Wien 1995 | Dr. W. Glaube, Dipl.-Ing. W. Kobinger veröffentlicht in der Österreichischen Zeitschrift für physikalische Medizin und Rehabilitation 1999 |
| HerzKreislauf Ärztezeitschrift ZÄN Juli 1997 Universität Jena Dr. med. G. Grohmann, Prof. Dr. Ing.-habil. M. Krauß 1997 | Verbesserung des Blutbildes (Verhinderung von Thrombenbildung) Institut EUROSPACE Prof. Dr. habil. mult. J. Waldmann, Prof. Dr. Ing.-habil. M. Krauß 1999 |
| Unbedenklichkeit für Herzschrittmacher Universität Karlsruhe Univ.-Prof. Dr. K. Meyer-Waarden 1997 | Rheumatologie und Osteologie Hygiene Institut der Universität Graz und Lehrkrankenhaus Marburg/Drau Univ.-Prof. Dr. rer. nat. G. Fischer, Dipl.-Ing. W. Kobinger, Dr. med. J. Barovic 1999 |
| Störstrahlen-Unbedenklichkeit (Herzschrittmacher) Akkreditiertes EMV- Prüflabor Fa. Spieß, EMV- Messtechnik 1998 | Blutdiagnostik – Blutfüllvolumen-Veränderung EUROSPACE Prof. Dr. habil. mult. J. Waldmann, Prof. Dr. Ing.-habil. M. Krauß, Dr. med. G. Grohmann 1999 |
| Erhöhter Stoffwechsel, insbesondere Ca++ Buch der "Grundlagen der Quantentherapie" Dr. E. G. Fischer - Univ.-Prof. Dr. H. L. König 1998 | Toxizität der weißen Blutzellen Unbedenklichkeit der QRS - Anwendung bis zu 2 Stunden Daueranwendung und mehr. Prof. Dr. Dr. A. Varga, Universität Heidelberg 2000 |
| Kopfschmerz - Schlaflosigkeit - Potenzsteigerung Studie von Univ.-Prof. Dr. R. B. Pelka, Dr. V. Moliere Buch "Grundlagen der Quantentherapie" 1998 | Nachweis des Ionentransportes (Zellstoffwechsel). Patentierte bei QRS Ionentransport- Nachweis bei NA+, K+ und CA++ an der Universität in Szeged (Ungarn) Prof. Dr. Dr. A. Varga und Dr. D. Derlat im Max-Planck-Institut 2000 |
| Erhöhte Sauerstoffabschöpftrate an der Lunge Weltraumforschungsprojekt 1998 mit QRS Gesundheitsministerium, Moskau 1998 | Magnetfeldstreuung der Applikationen Die Beeinflussung von Unbeteiligten bei der Therapie mit QRS Der Mindestabstand wurde ermittelt. Prof. Dr. Dr. A. Varga 2000 |
| Durchblutungserhöhung Messung über Thermographie Prof. Dr. habil. W.A. Kafka, Max-Planck-Institut Prof. Dr. Ing.-habil. M. Krauß 1998 | Exakte Untersuchungen der Feldstärken, Frequenzmuster und der signaltheoretischen Analyse zum Erregersignal des QRS Prof. Dr. habil. G. Witzschel 2000 |
| Bakterienteilungsrate (Bakterienvermehrung) Untersuchung an der Universität Hohenheim, Univ.-Prof. Dr. R. Süßmuth, Dr. R. Mittenzwey 1998 | Wundheilung Sakraldekubitus/Ulcera cruris mult Studie am Allgemeinen Unfallkrankenhaus Graz Primarius Univ.-Prof. Dr. R. Passl 2000 |
| Wundheilung (offenes Bein) Studie am Allgemein Unfallkrankenhaus Graz Primarius Univ.-Prof. Dr. R. Passl 1998 | Zahnbehandlung – Durchblutungsbehandlung der Pulpa Universität Jena: Dr. med. G. Grohmann Prof. Dr. habil. mult. J. Waldmann Prof. Dr. Ing.-habil. M. Krauß 2000 |
| Sauerstoff - Partialdruckerhöhung bis 300% Großuntersuchung an der Universität des Saarlandes, Literatur Buch "Grundlagen der Quantentherapie" Dr. E. G. Fischer 1998 | HerzKreislauf – Sympathikussteuerung durch QRS Prof. Dr. Fischer AG Institut - Technologie Center - Chemnitz Prof. Dr. Ing.-habil. M. Krauß 2000 |
| Osteoporose Studie und Doktorarbeit an der Universität Frankfurt, Prof. Dr. L. Zichner, Dr. med. Th. Hennings, Großstudie Laufzeit 1998-2001 | |
| Erkrankung des Bewegungsapparates, Schlafstörungen, Schulter- Hüft- und Kniegelenk, Neuralgien Universität Graz, Univ.-Prof. Dr. rer. nat. G. Fischer | |

| | |
|---------------------------------------------------------------------------------------------------------------------------------------------------------------|---------------------------------------------------------------------------------------------------------------------------------------------------------------------------------------------|
| Osteoporose med. Doktorarbeit Johann-Wolfgang-Goethe Universitätsklinik-Frankfurt 2001 | Krebsbehandlung Poliklinik "La Torre" Turin Prof. Dr. med. M. Grandi QRS-Therapie und Onkologie, Pilotstudie 2001 |
| Gonarthrose Doppelblindstudie Universitätsklinik Marburg Dr. med. J. Barovic Univ.-Prof. Dr. rer. nat. G. Fischer Universität Graz 2001 | Augenbehandlung - Durchblutungsveränderung in der Retina Universität Jena Prof. Dr. habil. mult. J. Waldmann Prof. Dr. Ing.-habil. M. Krauß Dr. med. G. Grohmann 2001 |
| Parkinson Fallstudie Universität Trinidad und Tobago Univ.-Prof. Dr. R. C. Posthoff Univ.-Prof. Dr. R. Saunders 2001 | |

| | |
|-----------------------------------------------------------------------------------------------------------------------------------------------------------------------|-------------------------------------------------------------------------------------------------------------------------------------------------------------------------------------|
| Knochenheilung - Osteoporose - Bandscheibenleiden Pilotstudie Edith-Stein-Fachklinik, Neurologie und Orthopädie Univ.-Prof. Dr. med. E. Palme 2001 | QRS-Kunden-Feldstudie, 30.000 QRS-Anwender, 100 Fallbeispiele Universität-München Univ.-Prof. Dr. R. B. Pelka 2001 |
| Fitness-Sport / Laktat und Body Balance Doppelblindstudie Universität der Bundeswehr München Univ.-Prof. Dr. R. B. Pelka 2001 | Cancer treatment Policlinic "La Torre" Turin Prof. Dr. med. M. Grandi QRS therapy and oncology, pilot studie 2001 |
| | Eye treatment – Circulatory changes in the retina University Jena Prof. Dr. habil. mult. J. Waldmann Prof. Dr. Ing.-habil. M. Krauß Dr. med. G. Grohmann 2001 |

QRS-Literatur

